


## Directions for Vegetable Nomenclature Cards

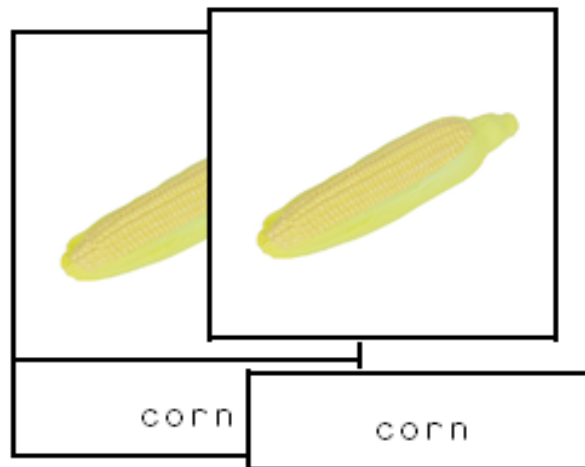
1. Print out 2 copies of cards and laminate.

For one set: leave picture and word attached.


For second set: separate picture and word into 2 different pieces



3. As an introductory lesson, students can match the correct picture to the control card and then find the label that matches the correct word.



4. After that skill is master, the student can put the control cards to the side and then match the word to the correct picture and check it with the control card after all the matches have been made.




carrot



corn



celery



cucumber



bell peppers



artichoke



lettuce



squash



radish



potato



peas



onion